




karmetal
SAWlutions








WOS 560x700
SHUTTLE VISE
BAND SAW MACHINE

*Photo may feature machine with optional accessories

WOS 560x700 SHUTTLE VISE BAND SAW MACHINE

CUTTING CAPACITY

	0 °
	560 mm
	560 mm
	560 x 700 mm
	500 x 600 mm

TECHNICAL SPECIFICATIONS

<i>Main Motor</i>	: 5,5kW
<i>Gearbox</i>	: Bevel Helical PKD 3390 High Efficiency
<i>Hydraulic Motor</i>	: 1,5kW
<i>Coolant Motor</i>	: 0,2kW
<i>Conveyor Motor</i>	: 0,12kW
<i>Swarf Brush Motor</i>	: 0,25kW
<i>Feeding Stroke</i>	: 675mm (Multi Indexing)
<i>Servo Feeder Motor</i>	: 750 Watt, 3000 rpm
<i>Blade Speed</i>	: 22-100 m/min
<i>Blade Dimensions</i>	: 6.580 x 54 x 1,6 mm
<i>Machine Weight</i>	: 3.800kg
<i>Machine Dimensions</i>	: 2.050 x 3.300 x 2.100
<i>Table Height</i>	: 745 mm

STANDARD ACCESSORIES

PLC Control Panel

Only control panel without buttons
Error page
Alarm list
Easy language selection
Easy denomination selection



11 Alternative Language

Turkish, English, Deutsch, Italian, French, Spanish, Polish, Korean, Swedish, Russian, Arabic
(Different language installable)



Work List Page

50 different works can be saved.

Operator can select all programs or just one line to progress recorded program



Inverter

Provides to adjust blade speed up to workpiece diameter, thickness and hardness.



Sensible Pressure Adjustment

Provides to adjust bow down pressure.




Adjustable Bow Down Speed



Hydraulic Vise

Pressure, clamping period and clamping time can be adjusted.



Double Vise



Adjustable Vise Pressure and Manometer



Motion Vise Fixed Jaw Piston



Moveable Guide Arms



Fast Down Speed Approach



Hydraulic Blade Tensioning


Tensioning period and tensioning time can be adjusted. So blade does not relax and curve cutting gets prevented.



Bevel Helical Gearbox



Blade Bedding with 2 Bearings and Carbide Plate



Electrical Motorised Swarf Brush



Bearing Bedding at Wheels



Double Act Hydraulic Top Clamp




Swarf Conveyor

Remove swarfs from machine by
Motor driven conveyor.



Servo Driver



Bow Switch



Tension Switch



Electric Cabinet Switch



Proximity Switch



Levelling Foot Leg



Transport Hooks



***2 mt Roller Table With
Top and Side Fixing Bars***



Automatic Stop When;

- The covers are open
- Blade is broken
- Blade tension is low
- Blade is jammed

OPTIONAL ACCESSORIES

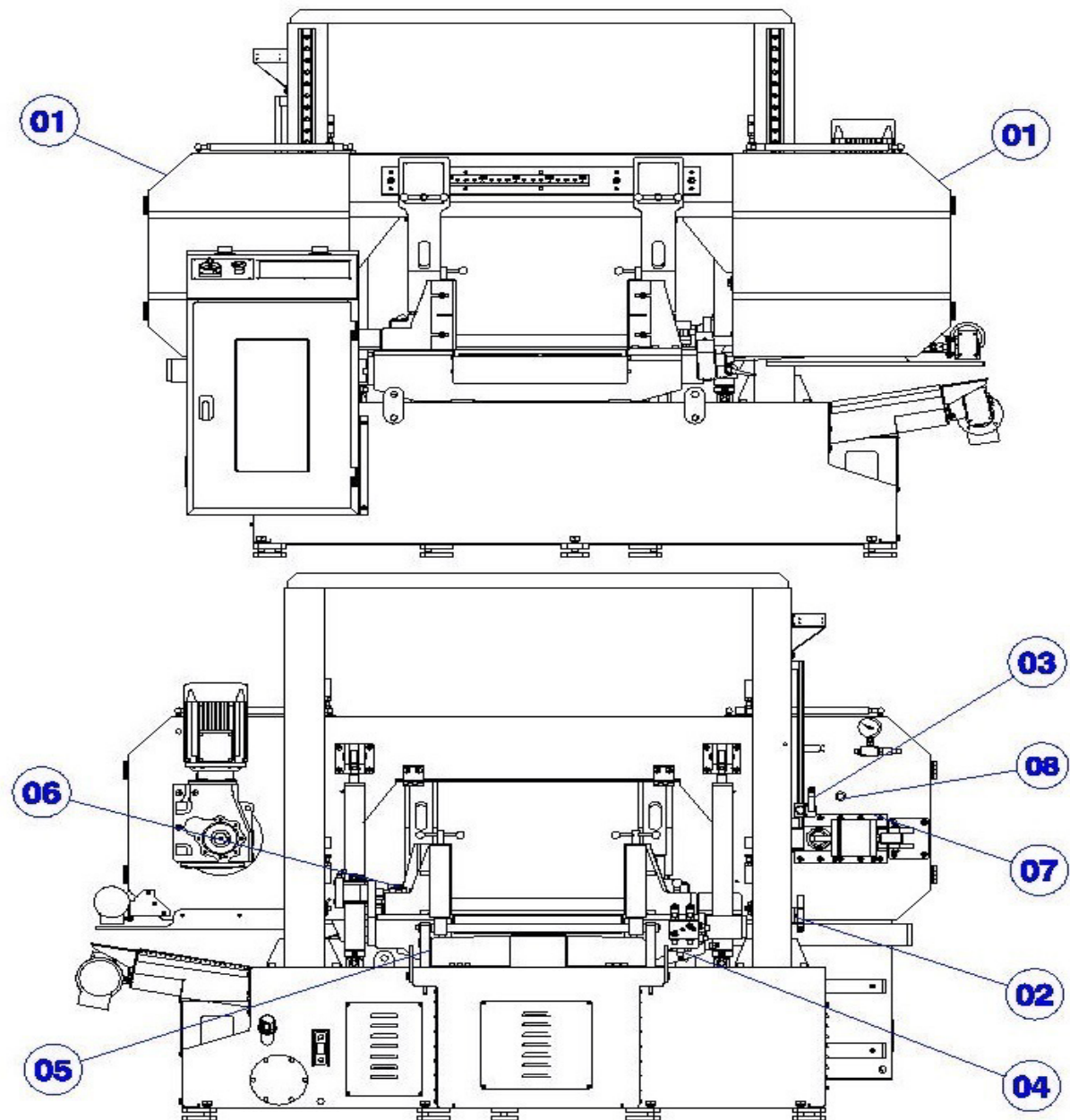
Laser Line Indicator



Micro Molecular Coolant System



SAFETY EQUIPMENTS



01	Cover Switch
02	Lower Limit Switch
03	Upper Limit Switch
04	Shuttle Vice Front Limit Switch
05	Shuttle Vice Rear Limit Switch
06	Vice Switch
07	Hydraulic Blade Tensioning Switch
08	Proximity Switch

TERMS


Delivery (After Receipt of written PO) :

Type of Delivery : **Exwork**

WARRANTY CONDITIONS

The machine is under the warranty of KARMETAL LTD. ŞTİ. For a period of 2 years for mechanical parts, 1 year for electric and electronic parts from the date of purchase. This warranty is subject to all of the terms and conditions listed below:

1. This warranty is valid only if the **Warranty Registration Form** is filled in and returned to the manufacturer or its authorized dealer within **two months after the** date of purchase.
2. The obligation of the manufacturer under this warranty shall be limited to repairing or replacing components which proves defective and which our examination shall disclose to our satisfaction to be defective.
3. Defects due to improper operation, misuse, neglect, alteration, irregular voltage conditions, inadequate wiring, improper installation (**all electrical and electronic components, all electrical motors etc.**) and due to accidents or any damage caused by transportation, flood, fire, natural disasters, theft are not included in this warranty and are strictly the responsibility of the purchaser.
4. Any part returned to KARMETAL or its authorized dealer under the terms of this warranty shall be on the basis of transportation charges prepaid by the customer and must be accompanied by a record of the machine model code and serial number.
5. This warranty does not apply to the following components; band saw blade, blade pressure pads or brackets and blade guide bearings **because of being consumables**.
6. Manufacturer and authorized dealer cannot be blamed within maximum repair period for the material or moral damage. Apart from that act the period as Warranty Conditions and there will not be done any retroactive requirement.



KARMETAL SANAYİ ve TİCARET LIMITED SİRKETİ
Sakarya 1.OSB 10. St. No:11 54580 Arifiye/Sakarya/TURKEY
Phone: +90 264 276 59 16
Fax: +90 264 276 59 19

www.karmetal.com.tr

sales@karmetal.com.tr

Machine videos are available on:



WOS 560x700 SHUTTLE VISE BAND SAW MACHINE